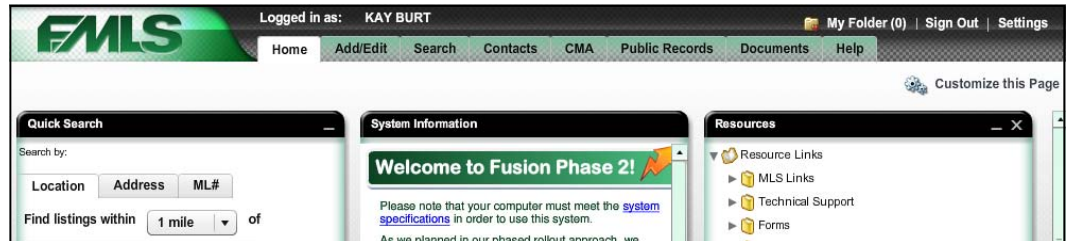


# FUSION



## Home Page

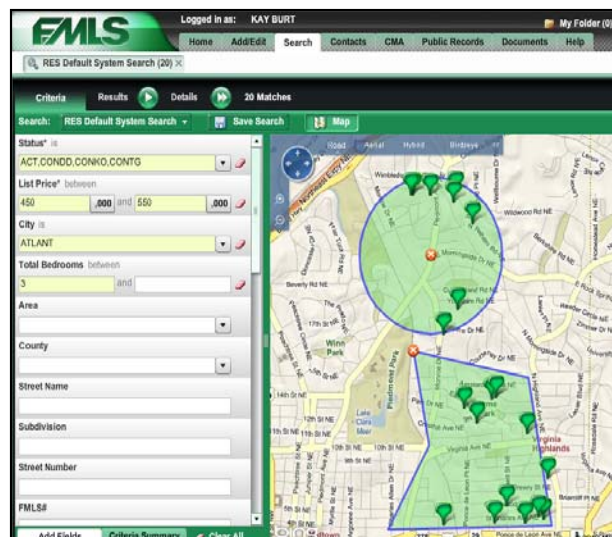
The Fusion Home Page is comprised of eight Navigation Tabs at the top of the page and 5 Gadgets. You will use tabs to perform actions within Fusion, and the gadgets to access useful information and Fusion functions. The Home Page can be customized to make working with the system even easier!



## Topics

- Fusion Home Page
- Searching in Fusion
- Fusion's Mini-Reports
- Viewing Search Results
- Property Detail Reports
- Printing & Emailing

## Searching



The Search screen provides flexible new capabilities such as automatic update of listing matches with each criteria change (count-on-the-fly) with the results pin-pointed on a map. Multiple simultaneous searches within one window, interactive Search By Map with multiple shapes on the same map, and the ability to search across property types are additional features!

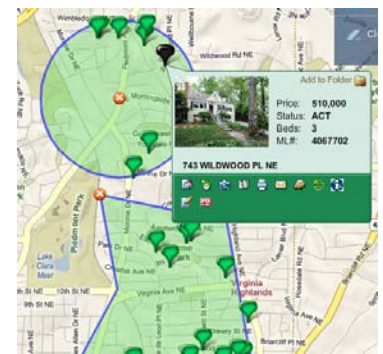
The Search Criteria panel can be personalized so that the fields used most often are at the top of the list. A "My Folder" feature provides the ability to save or bookmark listings for future reference.

## System Requirements

Because Fusion uses new and more flexible technology, it will require more of your computer. Be sure to review Fusion System Requirements and begin now to determine whether you will need to make upgrades to your computer. You'll find System Requirement information on [www.FMLS.com](http://www.FMLS.com) under the Member Services tab.

## Mini-Reports

A Mini-Report features provides summary information for a listing. It can be accessed by hovering over a map pin, or hovering over a listing on the Results page. Information on the report includes property address, price, status, bedrooms, and FMLS number. Icons at the bottom of the report give one-click access to archive information, photos, printing, emailing, driving directions, tax data, neighborhood reports, and Georgia Open Houses.



## Fusion Features

- ◆ Cutting Edge Web 2.0 Intuitive Interface
- ◆ Cross Browser Capability
- ◆ Mac and PC Compatible
- ◆ Highly Customizable to Fit Your Work Flow
- ◆ Multiple Searches Within a Single Window
- ◆ Multiple Map Shapes (polygon, circle, etc.) can be saved with each search.
- ◆ Highly Customizable and Powerful Listing Review and Report Options

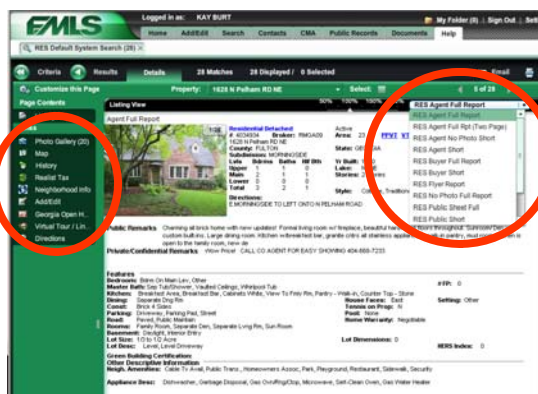
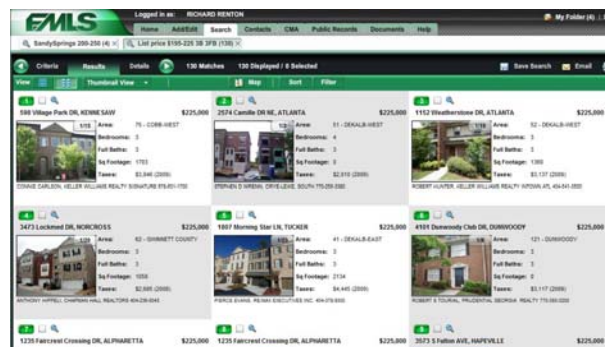
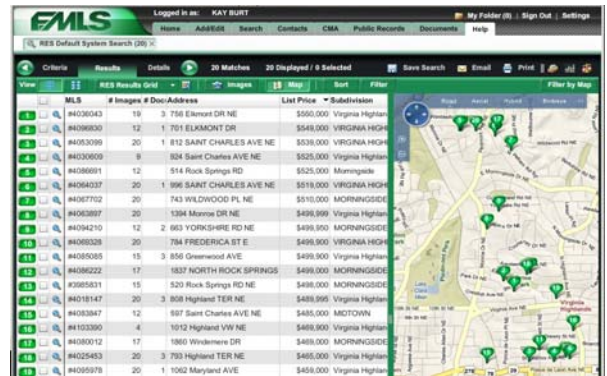
## Help Desk & Training

Fusion product support and training will be provided by the FMLS Help Desk and Training Teams. Training schedules for Fusion will be posted in the next few weeks, so watch for information on the FMLS.com home page!

## Viewing Search Results

Search Results may be viewed in two formats. The Grid View displays results in a table-like format with or without a map and image carousel. Grid View can be customized - columns can be dragged and dropped so that you see the information you want to see with no scrolling, and results can be sorted by the information in any column. A Grid Manager is available so that you can design and save your own Grid format.

The Gallery View displays search results as thumbnail images and summary information. A button on the photo indicates which photo is being displayed. I/II, for example, means that the first photo out of II is currently shown. Click the button to cycle through the available images.



## Property Detail Reports

A number of report formats are available, including Agent Full, Agent Short, Buyer Full, Buyer Short, and Flyer Report to name a few. Like many other screens in Fusion, the Results Screen may be customized. An information panel provides quick access to property photos, history, tax data, virtual tours and more.

## Printing & Emailing

Printing and Emailing listing information has never been easier. Simply locate the icons on the black tool bar above the results. A few quick keystrokes will get your email on its way. And you'll find several report formats for printing that will fill almost any need.

